

1 ii.ri - SMARTPHONE OPERATED IRRIGATION CONTROLLER

Thank you for purchasing the ii.ri -Smartphone Operated Irrigation Controller. A smart and friendly BACCARA product that allows you to easily set up your garden irrigation and save valuable water resource.

Through three simple steps you can set up four different watering plans - week days, interval days, even/odd days and the unique window plan for multiple daily cycles.

Please download and install the app in your smartphone by scanning one of the QR codes below.



IMPORTANT NOTICE:

The ii.ri app is compatible with Bluetooth 4.0 version (minimum required iOS 7 or Android V4.3). In case your smartphone features a lower BT version, you may experience low performance or communication difficulties.

2 MAIN FEATURES

- Station Irrigation Controller
- Wireless operated by smart device
- Four irrigation program types
- Compatible with Bluetooth 4.0 device
- Minimum required iOS 7 or Android V4.3
- Battery included up to 3 years battery life



Battery Cover Closed



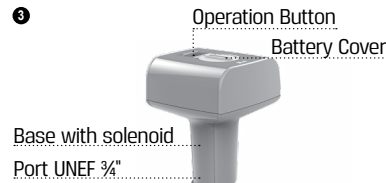
Battery Cover Opened

Irrigation Controller
Stand-alone version, suitable to install in most of the valves up to 2" size.



For additional information please visit our web site: www.ii-ri.com

3




INSTALLATION INSTRUCTIONS: Warnings

Please follow the installation instructions carefully in order to avoid any damage of the device and/or harm your hands. Make sure to install the valve firmly and identify the upstream and downstream ports of the valve prior to installation. Do not apply extreme force to fix the ii.ri controller to the valve port on the upper side of the valve. Too much torque may damage the thread or even break the plastics. Irrigation Controller Stand-alone version, suitable to install in most valves up to 2" size.

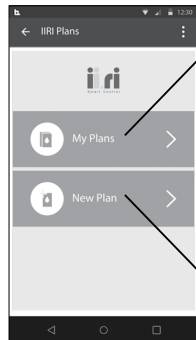
4 SET UP YOUR SMARTPHONE OPERATED IRRIGATION CONTROLLER - ii.ri

After downloading and installing the ii.ri app in your smartphone, open the app and set up the desired time format and language



The ii.ri app allows you to program and save unlimited watering plans on your smartphone. The programming is a user-friendly and process which does not require connectivity between devices.

5 IRRIGATION




Stored plans folder

- Plans ready for activation
- Manage your plans: Edit | Delete | Apply

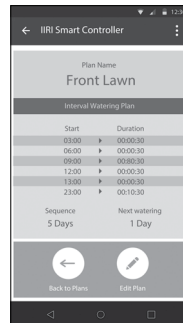
Easily create your new plans

6 IRRIGATION

Weekly Plan

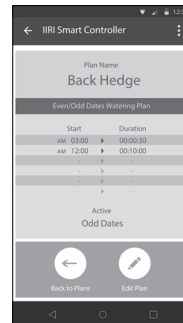


Interval Days

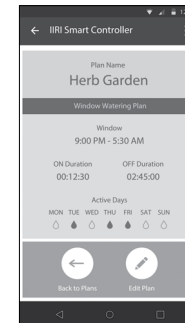


7 IRRIGATION

Even/Odd Dates



Window

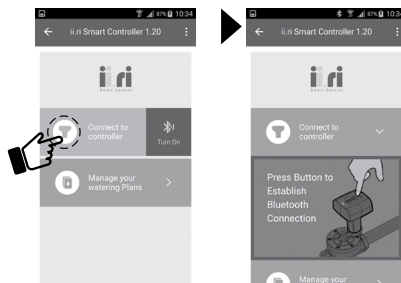


8 IRRIGATION

Weekly	Irrigation each day of the week	Set up to 6 cycles per day	Option to set different irrigation duration per cycle
Interval Days	Periodical days up to 98 periods		
Odd/Even Days	Even/odd calendar dates		
Window	Repeated cycles within a defined time frame	Set cycle On & Off duration	Set start and end times for irrigation

9 PAIRING THE ii.ri CONTROLLER TO THE SMARTPHONE

In the main screen app, enter the option Connect to controller. A small screen will scroll down indicating the place where the button is placed in the controller. Press the button gently for 2 secs.



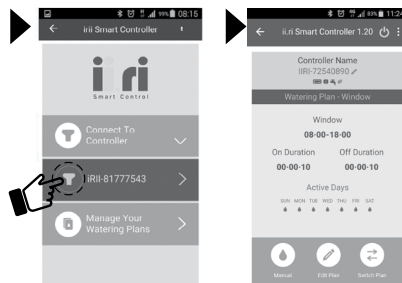
For additional information please visit our website at: www.ii-ri.com

12 TECHNICAL DATA

Function	2 Way Latch
Temperature Range	Fluid: 5°C to 50°C Ambient: -5°C to 50°C
Communication Protocol	Bluetooth 4.0
App Downloading	 or 
Pairing Code	Not required
Communication Range	Up to 10m. [32.8 feet]
Battery type	CR123
Pressure Range	0 to 8 bar
Mounting	Direct mounting on UNEF 3/4"
Standard Protection Class	Dust and watertight IP68

10

Right after pressing the button, the app will identify the controller. It will appear on the screen as a "ii-ri" followed by a series of numbers. A gently click on this will pair between devices.



Then, the existing watering plan installed in the controller will appear on the screen.

For additional information please visit our website at: www.ii-ri.com

13 WARRANTY DISCLAIMER

This Limited Warranty applies to physical goods only, purchased from one of BACCARA's authorized distributor or retailers. This Limited Warranty covers any defects in material or workmanship under normal use during the Warranty period.

During the Warranty period, BACCARA will repair or replace products or parts of a product that proves defective because of improper material or workmanship, under normal use and maintenance.

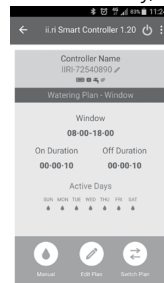
BACCARA will either repair the product using new or refurbished replacement parts. The Warranty period for physical goods purchased from BACCARA or its authorized distributor or retailers is one year from the date of purchase. A replacement of a physical good or part assumes the remaining warranty of the original physical good one year from the date of replacement or repair, whichever is longer.


11

Upon pairing between devices, it is possible to apply or modify the watering plan installed in the controller.

To apply a new plan choose the "switch plan" option.

To modify the existing plan choose "edit plan". To actuate manually, the controller choose "manual".



In addition, it is possible to turn on or shut down the controller by clicking  on the upper-right corner.

The colour of the screen will change from light colours when the controller is ON to grey colours when the controller is OFF.

For additional information please visit our website at: www.ii-ri.com

14 WARRANTY DISCLAIMER

This Limited Warranty does not cover any problem that is caused by conditions, malfunctions or damage not resulting from defects in material or workmanship.

To obtain warranty, please apply on our web site at : www.ii-ri.com

ii.ri
Smart Control

SMARTPHONE OPERATED IRRIGATION CONTROLLER

BASIC INSTALLATION AND OPERATING INSTRUCTIONS

4257202121 (5/17) EN



The ii.ri smartphone operated irrigation controller complies with international communication standards FCC & CE

BACCARA   

ii.ri
Smart Control



BACCARA   

Baccara Geva ACS,
Kvutzat Geva, 1891500, Israel
www.baccara-geva.com